



Baku Stock Exchange January-June Report

2020

*Major Events***JUNE 2020****Baku Stock Exchange launches new website**

The Baku Stock Exchange has launched a completely new design and structured website to promote local capital markets and exchange activities and to make information on securities trading more accessible and understandable to the public.

Browsing the home page of the new site, users will be able to get information about daily and weekly volumes of trading in securities traded at the Baku Stock Exchange, the yield curve, as well as the total market capitalization and quotations of market makers.

Cooperation with the UN Sustainable Stock Exchange Initiative Group

The Baku Stock Exchange has been accepted as a member of the United Nations Sustainable Stock Exchange Initiative (UNSSE).

Measures to reduce the negative impact of the coronavirus pandemic on capital market participants

In order to reduce the negative impact of the coronavirus (COVID-19) pandemic and sharp fluctuations in the world energy and stock markets on capital market participants, the Baku Stock Exchange will implement the following measures proposed by the Central Bank of the Republic of Azerbaijan:

- Elimination of listing tariffs on corporate bonds listed from April 1, 2020, to January 1, 2021;
- The scope of documents required for the listing of publicly offered securities is minimized by January 1, 2021, requiring only a certificate of the state registry of securities and issue prospectus

Shares of "Yelo Bank" OJSC have been transferred to higher market segment

According to the updated Listing rules of Baku Stock Exchange, shares of "Yelo Bank" OJSC (AZ1001006100) have been transferred to standard market segment

January- June 2020

Monthly Statistics

The total volume of securities' transactions on the Baku Stock Exchange in January-June 2020 amounted to 4,742,802,243 manat. The volume of transactions for the same period in 2019 was 7,396,962,649 manat. As a result, despite the decrease in the volume of placements in the primary market of government securities (the Central Bank and the Ministry of Finance) in January-June 2020 compared to the previous year, the secondary market and repo transactions has increased by 112 % and 73 % respectively

Compared to previous year

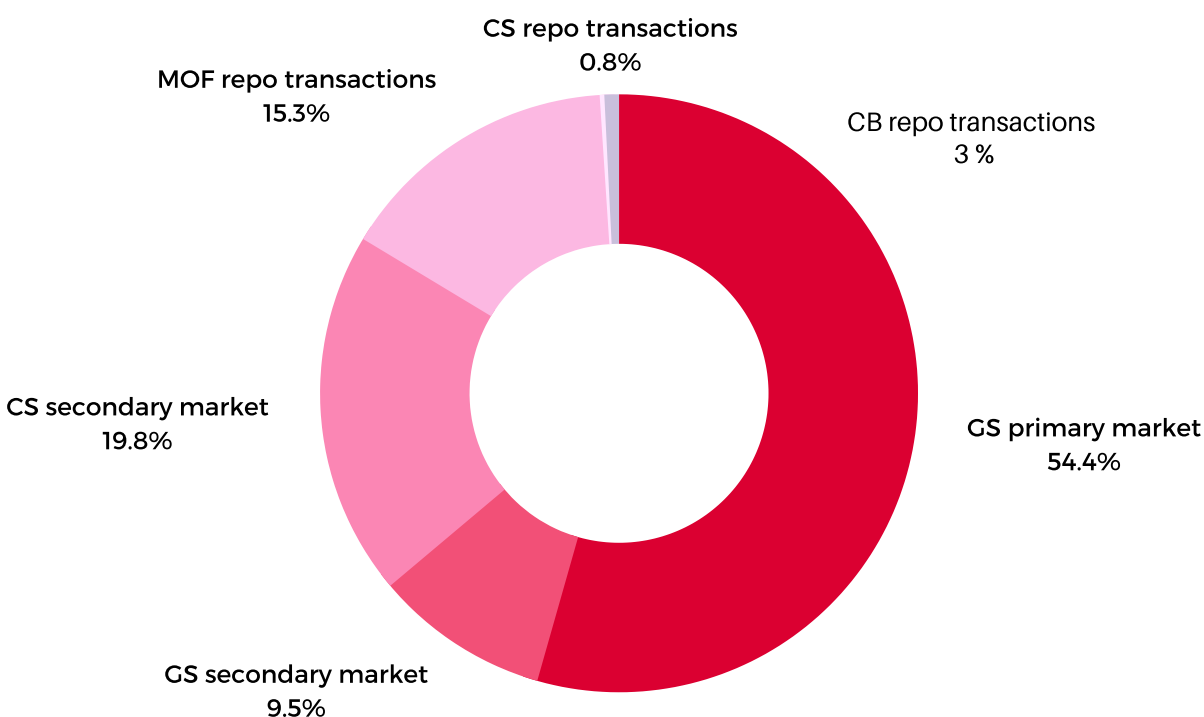
112 %

Total secondary market



73%

Repo transactions



*CB- Central Bank
*GS - Government securities
*CS - Corporate securities

2020 second quarter

Total trading volume

2,666,760,839 AZN

Number of monthly deals

1050

Total trade turnover of Baku
Stock Exchange

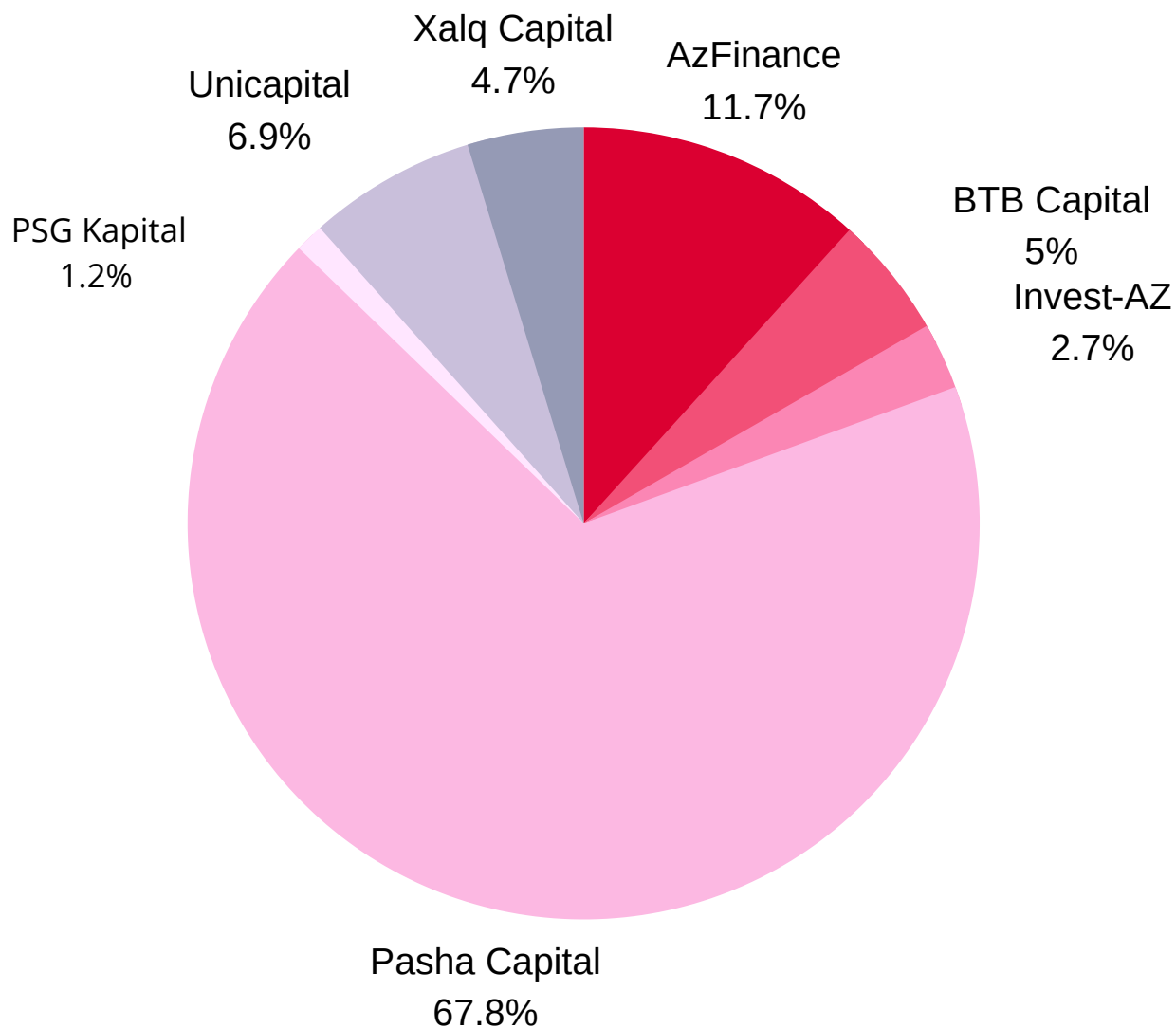
JANUARY-JUNE 2020

Markets / Operations	As of 30.06.2020		As of 30.06.2019	
	Trading Volume (in AZN)	Number of transactions	Trading Volume (in AZN)	Number of transactions
1. Government Securities	2,963,745,839	678	6,655,998,325	1,022
1.1. Primary Market	2,524,832,929	391	6,275,855,475	732
Government Bonds	456,558,273	171	324,806,464	155
CBAR's Securities	2,068,274,657	220	5,951,049,010	577
1.2. Secondary Market	438,912,910	287	380,142,851	290
Government Bonds	238,268,451	258	195,654,443	255
CBAR's Securities	200,644,459	29	184,488,408	35
2. Corporate Securities	1,019,650,390	1,081	303,162,130	1,143
2.1. Primary Market	102,447,666	9	44,756,747	22
2.1.1. Stocks	-	-	300,000	2
2.1.2. Bonds	102,447,666	9	44,456,747	20
- Mortgage Bonds	100,447,666	6	40,456,747	10
- Others Bonds	2,000,000	3	4,000,000	10
2.2. Secondary Market	917,202,725	1,072	258,405,383	1,121
2.2.1. Stocks	8,579,084	841	986,445	850
2.2.2. Bonds	908,623,641	231	257,418,938	271
- Mortgage Bonds	894,556,264	54	236,440,328	15
- Others Bonds	14,067,378	177	20,978,610	256
3. Repo operations	759,406,014	440	437,802,193	244
Government Bonds	711,347,342	410	265,673,400	212
CBAR's Securities	11,608,691	4	165,176,387	25
Corporate Securities	36,449,981	26	6,952,406	7
TOTAL (1+2+3)	4,742,802,243	2,199	7,396,962,649	2,409
- including: primary market	2,627,280,595	400	6,320,612,222	754
- including: secondary market	1,356,115,634	1,359	638,548,234	1,411

Ranking of BSE members (January-June 2020)

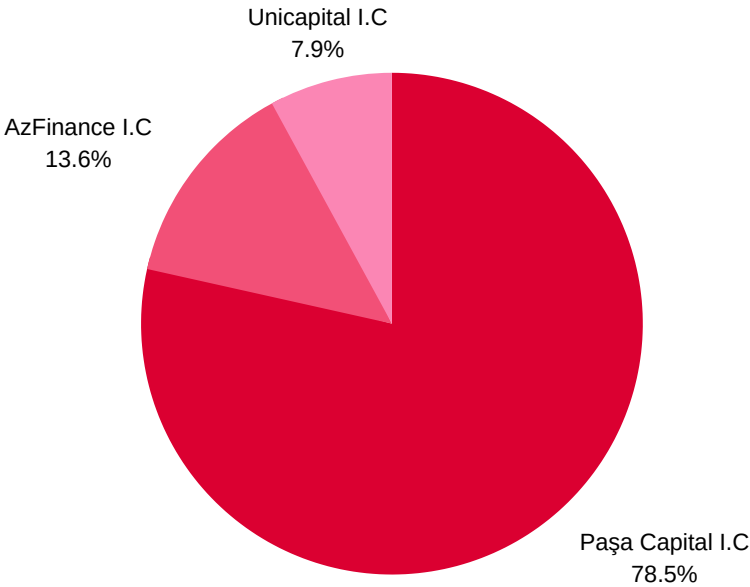
Investment companies

Type of security	"AzFinance" I.C. CJSC	"BTB Capital" I.C OJSC	"Invest-AZ" I.C CSJC	"Pasha Capital" I.C CJSC	"PSG Capital" I.C CJSC	"Unicapital" I.C OJSC	"Xalq Capital" I.C CJSC
Central Bank securities	372,447,465	73,527,935	145,901,623	1,486,756,034	38,368,849	58,006,800	276,945,752
Government bonds	217,842,153	103,411,135	10,596,660	936,369,349	12,393,402	100,578,234	8,462,513
Corporate bonds	116,292,844	137,373,470	982,035	832,451,564	11,541,160	6,629,177	22,316,100
Stock	17,100	1,911,189	14,725,249	–	105,573	–	399,057
Repo	55,486,682	7,244,515	4,498,227	1,156,376,301	13,919,921	281,286,382	–
The volume of total transactions	762,086,243	323,468,244	176,703,794	4,411,953,248	76,328,906	446,500,593	308,123,422
Total number of transactions	607	242	1093	976	506	346	349

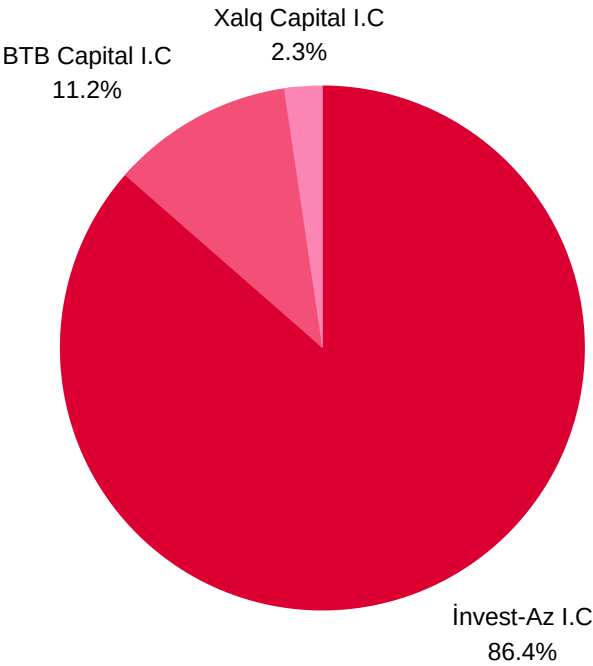


Top 3 BSE Members by Market Share

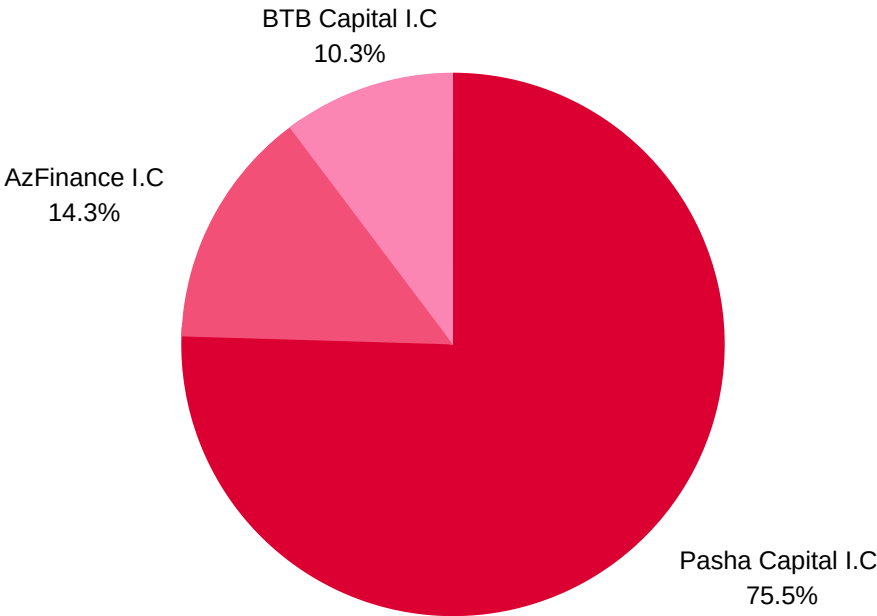
Overall Market Turnover



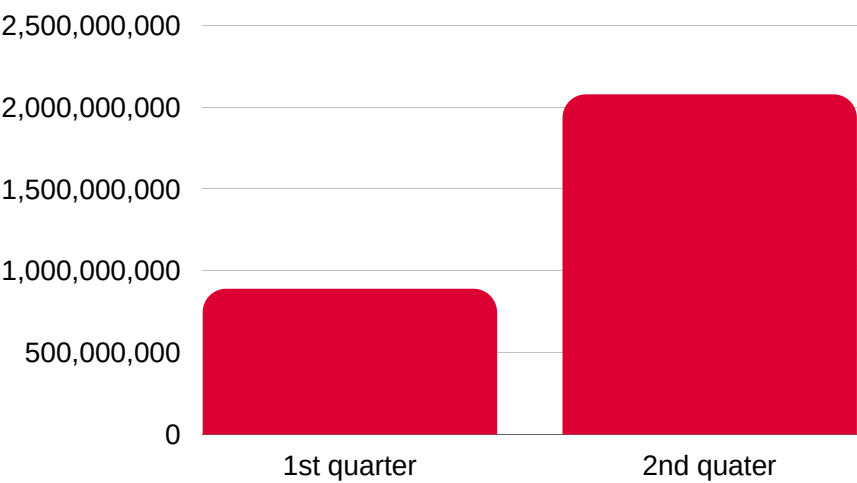
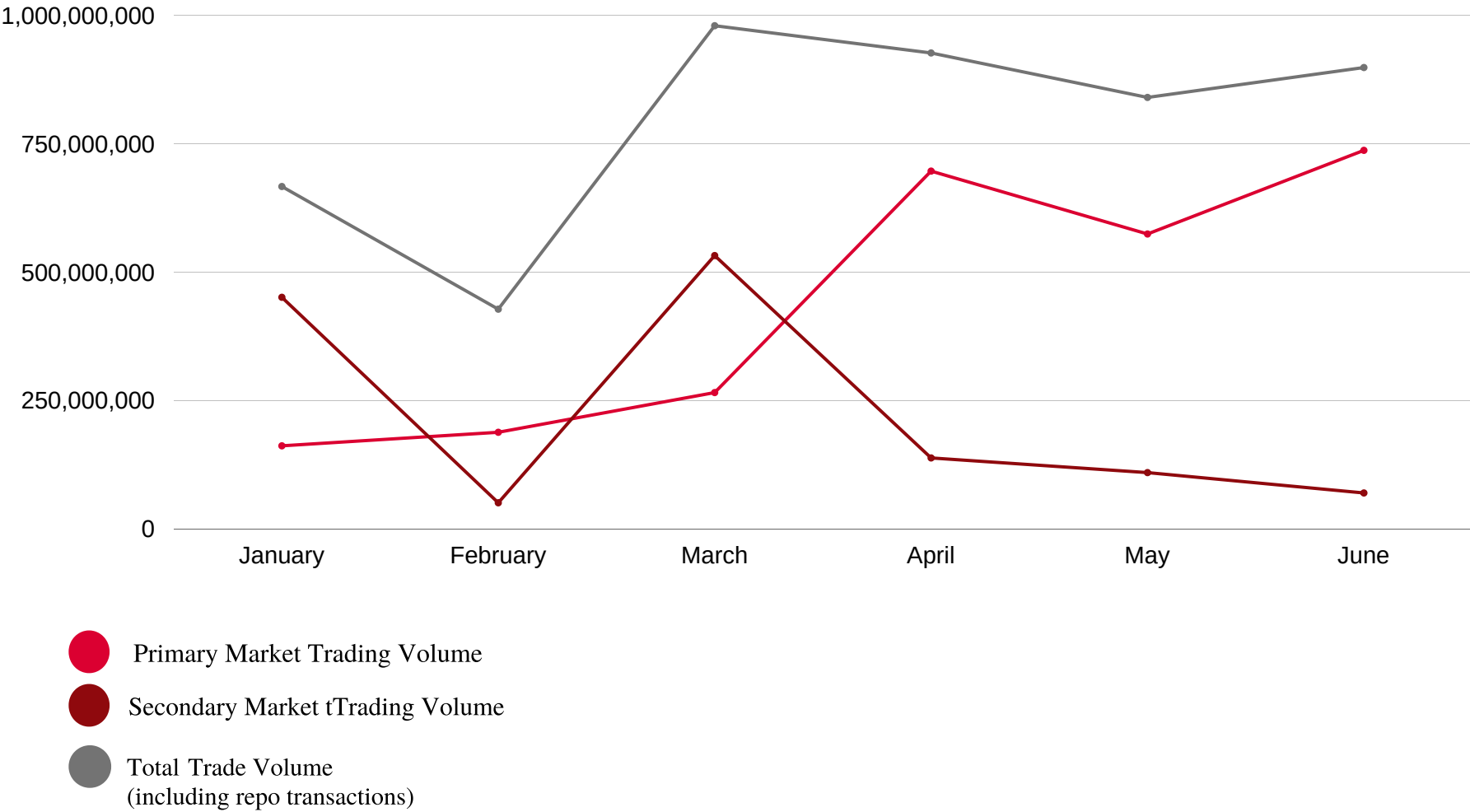
Equity Market Turnover



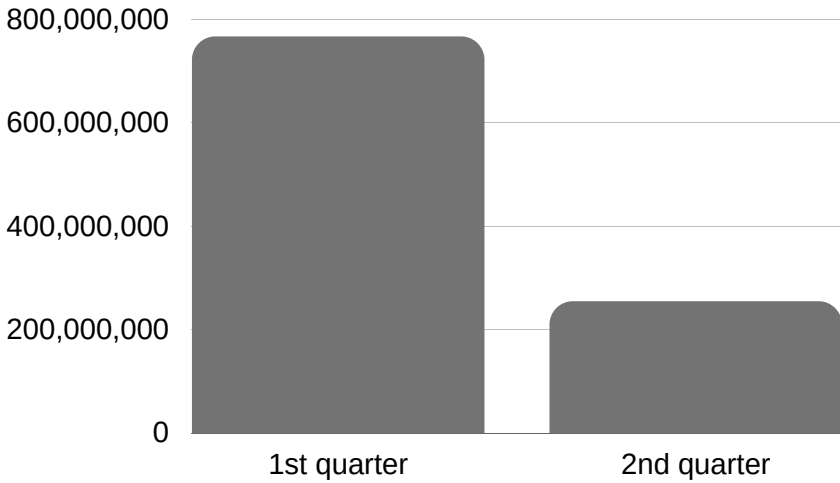
Debt Market Turnover



Market trends on Baku Stock Exchange for the first 6 months



Trading volume on government securities



Trading volume on corporate securities